



AMERICAN®
WHIRLPOOL

The World's Quality Hot Tub

AMERICANWHIRLPOOL.com

MAAX Spas Industries Corp. • 25605 S. Arizona Ave. • Chandler, AZ 85248

©2018 MAAX Spas Industries Corp. All rights reserved. Manufactured by MAAX Spas Industries Corp. Specifications subject to change without notice. Spas shown at various percentages of actual size. AMERICAN WHIRLPOOL, Foot Relief Zone, Zone Therapy, Comfort Collar, Clean Zone, Clean Zone II, Powerworks, TheraMAAX, BlueMAAX, Northern Exposure, ThermoLock and DuraMaax are official trademarks of MAAX Spas Industries Corp. 3M and Thinsulate are Registered trademarks of 3M.

Rev 021418
110404



AMERICAN®
WHIRLPOOL

The World's Quality Hot Tub

Your AMERICAN WHIRLPOOL® hot tub has been designed for years of hydrotherapy and relaxation. The Northern Exposure® Insulation System, Steel Frame and Dr. designed Zone Therapy® are just a few of the exclusive features you will discover

as you experience your new AMERICAN WHIRLPOOL® hot tub.

AMERICAN WHIRLPOOL® offers an entire line of models to personalize your spa experience and fit into any outdoor space.



451

Dimensions	64" X 81" / 163 x 206 cm
Depth	31" / 79 cm
Seating Capacity	3
Water Capacity (gal/liters)	185 gal / 700 L
Weight (empty)	605 lbs/274 kg
Weight (full)	2,140 lbs/971 kg
Lounge	1
Illuminated Drink Holders	3
Illuminated Spa Controls	Yes
3.5" Underwater Spa Light	Yes

STANDARD UTILITY FEATURES

WiFi Connectivity	Yes
Programmable Filter Cycles	Yes
Steel Sub-Structure	Yes
DuraMAAX® Cabinetry	Yes
ABS Bottom Pan	Yes
Northern Exposure® Insulation	Yes
SmartTouch 2 Controls	Yes
Foot Relief Zone®	Yes
Performance Seating™	Yes
Head Cushions	3
Digital Color Optic Lighting (interior only)	Yes
Status Indicator Light	Yes
Stainless Steel Jets	Yes
Pump1	3.0Hp/6.0bHp, 230V, 2Sp
Electrical Requirements	
(4-Wire)	240/30A/40A
Export	230V, 50Hz, 1x16A
Jet Total	29

OPTIONAL FEATURES

CleanZone™ System	Yes
Bluetooth Music System	Yes



Specifications subject to change without prior notice.



461

Dimensions	78" X 78" / 198 x 198 cm
Depth	35" / 89 cm
Seating Capacity	4
Water Capacity (gal/liters)	255 gal / 965 L
Weight (empty)	595 lbs/270 kg
Weight (full)	2,995 lbs/1,359 kg
Lounge	1
Illuminated Drink Holders	2
Illuminated Spa Controls	Yes
3.5" Underwater Spa Light	Yes

STANDARD UTILITY FEATURES

WiFi Connectivity	Yes
Programmable Filter Cycles	Yes
Steel Sub-Structure	Yes
DuraMAAX® Cabinetry	Yes
ABS Bottom Pan	Yes
Northern Exposure® Insulation	Yes
SmartTouch 2 Controls	Yes
Comfort Collar®	1
Head Cushions	2
Chromatherapy	Yes
Performance Seating™	Yes
Aurora Cascade Water Feature	2
Digital Color Optic Lighting (interior only)	Yes
Status Indicator Light	Yes
Stainless Steel Jets	Yes
Pump1	2.5Hp/5.0bHp, 230V, 2Sp
Pump2	2.5Hp/5.0bHp, 230V, 2Sp
Export Pump1	3.0Hp/6.0bHp, 2Sp
Export Pump2	3.0Hp/6.0bHp, 2Sp
Electrical Requirements	
(4-Wire)	240/40A/60A
Export	230V, 50Hz, 1x32A
Jet Total	28

OPTIONAL FEATURES

AeroMAAX™ Plus (10 air jets)	Yes
CleanZone™ System	Yes
CleanZone™ Ultra (Dual Sanitization System)	Yes
Bluetooth Music System	Yes
Pedestal Lights	Yes
X-Series Collar	Yes



Specifications subject to change without prior notice.

Listen to all of your favorite music using the bluetooth stereo connection. Control the music right from the control panel on the hot tub while your phone is safely resting elsewhere.

470

Dimensions	88" X 88" / 224 x 224 cm
Depth	35" / 89 cm
Seating Capacity	6
Water Capacity (gal/liters)	296 gal / 1,120 L
Weight (empty)	725 lbs / 329 kg
Weight (full)	3,885 lbs / 1,762 kg
Illuminated Drink Holders	4
Illuminated Spa Controls	Yes
3.5" Underwater Spa Light	Yes

STANDARD UTILITY FEATURES

WiFi Connectivity	Yes
Programmable Filter Cycles	Yes
Steel Sub-Structure	Yes
DuraMAAX® Cabinetry	Yes
ABS Bottom Pan	Yes
Northern Exposure® Insulation	Yes
SmartTouch 2 Controls	Yes
Comfort Collar®	2
Foot Dome	Yes
Zone Therapy® Seat	Yes
Shiatsu Seat	Yes
Head Cushions	2
Chromatherapy	Yes
Aurora Cascade Water Feature	2
Digital Color Optic Lighting (interior only)	Yes
Status Indicator Light	Yes
Stainless Steel Jets	Yes
Pump 1	3.0Hp/6.0bHp, 230V, 2Sp
Pump 2	3.0Hp/6.0bHp, 230V, 2Sp
Electrical Requirements (4-Wire)	240/40A/60A
Export	230V, 50Hz, 1x32A
Jet Total	48

OPTIONAL FEATURES

AeroMAAX™ Plus (10 air jets)	Yes
CleanZone™ System	Yes
CleanZone™ Ultra (Dual Sanitization System)	Yes
Bluetooth Music System	Yes
Pedestal Lights	Yes
X-Series Collar	Yes



Specifications subject to change without prior notice.



471

Dimensions	88" X 88" / 224 cm x 224 cm
Depth	35" / 89 cm
Seating Capacity	6
Water Capacity (gal/liters)	345 / 1,306
Weight (empty)	820 lbs / 372 kg
Weight (full)	3,687 lbs / 1,672 kg
Lounge	1
Illuminated Drink Holders	4
Illuminated Spa Controls	Yes
Molded Grab Bar	Yes
3.5" Underwater Spa Light	Yes

STANDARD UTILITY Features

WiFi Connectivity	Yes
Programmable Filter Cycles	Yes
Steel Sub-Structure	Yes
DuraMAAX® Cabinetry	Yes
Northern Exposure® Insulation	Yes
ABS Bottom Pan	Yes
SmartTouch 2 Controls	Yes
Foot Relief Zone®	Yes
Comfort Collar®	2
Zone Therapy® Seat	Yes
Shiatsu Seat	Yes
Head Cushions	3
Chromatherapy	Yes
Aurora Cascade Water Feature	2
Digital Color Optic Lighting (interior only)	Yes
Status Indicator Light	Yes
Stainless Steel Jets	Yes
Pump 1	3.0Hp/6.0bHp, 230V, 2Sp
Pump 2	3.0Hp/6.0bHp, 230V, 2Sp
Electrical Requirements (4-Wire)	240/40A/60A
Export	230V, 50Hz, 1x32A
Jet Total	49

OPTIONAL Features

AeroMAAX™ Plus (10 air jets)	Yes
CleanZone™ System	Yes
CleanZone™ Ultra (Dual Sanitization System)	Yes
Bluetooth Music System	Yes
Pedestal Lights	Yes
X-Series Collar	Yes



Specifications subject to change without prior notice.

Sore and tired feet impact how we feel all over. The ingenious **Foot Relief Zone®** targets the upper and lower parts of the feet with streams of water that provide a "spa for your feet".



472

Dimensions.....	88" X 88" / 224 cm x 224 cm
Depth.....	35" / 89 cm
Seating Capacity.....	5
Water Capacity (gal/liters).....	347 gal / 1,314 L
Weight (empty).....	725 lbs/329 kg
Weight (full).....	4,005 lbs/1,817 kg
Lounges.....	2
Illuminated Drink Holders.....	3
Illuminated Spa Controls.....	Yes
Molded Grab Bars.....	Yes
3.5" Underwater Spa Light.....	Yes

STANDARD UTILITY FEATURES

WiFi Connectivity.....	Yes
Programmable Filter Cycles.....	Yes
Steel Sub-Structure.....	Yes
DuraMAAX® Cabinetry.....	Yes
ABS Bottom Pan.....	Yes
Northern Exposure® Insulation.....	Yes
SmartTouch 2 Controls.....	Yes
Foot Relief Zone®.....	Yes
Calf Zone.....	Yes
Comfort Collar®.....	1
Zone Therapy® Seat.....	Yes
Head Cushions.....	3
Chromatherapy.....	Yes
Aurora Cascade Water Feature.....	2
Digital Color Optic Lighting (interior only).....	Yes
Status Indicator Light.....	Yes
Stainless Steel Jets.....	Yes
Pump1.....	3.0Hp/6.0bHp, 230V, 2Sp
Pump2.....	3.0Hp/6.0bHp, 230V, 2Sp
Electrical Requirements (4-Wire).....	240/40A/60A
Export.....	230V, 50Hz, 1x32A
Jet Total.....	47

OPTIONAL FEATURES

AeroMAAX™ Plus (10 air jets).....	Yes
CleanZone™ System.....	Yes
CleanZone™ Ultra (Dual Sanitization System).....	Yes
Bluetooth Music System.....	Yes
Pedestal Lights.....	Yes
X-Series Collar.....	Yes



Specifications subject to change without prior notice.



The Calf Zone massages the lower legs with 12 precisely located jets, increasing circulation and healing properties. This feature is great if you're on your feet a lot.



480

Dimensions.....	91.5" x 91.5" / 232 cm x 232 cm
Depth.....	38" / 97 cm
Seating Capacity.....	6
Water Capacity (gal/liters).....	351 gal / 1,329 L
Weight (empty).....	785 lbs/356 kg
Weight (full).....	4,265 lbs/1,935 kg
Illuminated Drink Holders.....	5
Illuminated Spa Controls.....	Yes
3.5" Underwater Light.....	Yes

STANDARD UTILITY FEATURES

WiFi Connectivity.....	Yes
Programmable Filter Cycles.....	Yes
Steel Sub-Structure.....	Yes
DuraMAAX® Cabinetry.....	Yes
Northern Exposure® Insulation.....	Yes
ABS Bottom Pan.....	Yes
SmartTouch 2 Controls.....	Yes
Comfort Collar®.....	2
Foot Dome.....	Yes
Zone Therapy® Seat.....	Yes
Shiatsu Seat.....	Yes
Head Cushions.....	2
Chromatherapy.....	Yes
Illuminated Waterfall Feature.....	2
Digital Color Optic Lighting (interior only).....	Yes
Status Indicator Light.....	Yes
Stainless Steel Jets.....	Yes
Pump1.....	3.0Hp/6.0bHp, 230V, 2Sp
Pump2.....	3.0Hp/6.0bHp, 230V, 2Sp
Electrical Requirements (4-Wire).....	240/40A/60A
Export.....	230V, 50Hz, 1x32A
Jet Total.....	53

OPTIONAL FEATURES

AeroMAAX™ Plus (10 air jets).....	Yes
CleanZone™ System.....	Yes
CleanZone™ Ultra (Dual Sanitization System).....	Yes
Bluetooth Music System.....	Yes
Pedestal Lights.....	Yes
X-Series Collar.....	Yes



Specifications subject to change without prior notice.

481

Dimensions	91.5" x 91.5" / 232 cm x 232 cm
Depth	38" / 97 cm
Seating Capacity	6
Water Capacity (gal/liters)	417 gal / 1,578 L
Weight (empty)	938 lbs/425 kg
Weight (full)	4,403 lbs/1,997 kg
Lounge	1
Illuminated Drink Holders	3
Illuminated Spa Controls	Yes
3.5" Underwater Spa Light	Yes

STANDARD UTILITY FEATURES

WiFi Connectivity	Yes
Programmable Filter Cycles	Yes
Steel Sub-Structure	Yes
DuraMAAX® Cabinetry	Yes
Northern Exposure® Insulation	Yes
ABS Bottom Pan	Yes
SmartTouch 2 Controls	Yes
Foot Relief Zone®	Yes
Comfort Collar®	2
Zone Therapy® Seat	Yes
Shiatsu Seat	Yes
Head Cushions	3
ChromaTherapy	Yes
Aurora Cascade Water Feature	2
Digital Color Optic Lighting (interior only)	Yes
Status Indicator Light	Yes
Stainless Steel Jets	Yes
Pump 1	3.0Hp/6.0bHp, 230V, 2Sp
Pump 2	3.0Hp/6.0bHp, 230V, 2Sp
Electrical Requirements (4-Wire)	240/40A/60A
Export	230V, 50Hz, 1x32A
Jet Total	52

OPTIONAL FEATURES

AeroMAAX™ Plus (10 air jets)	Yes
CleanZone™ System	Yes
CleanZone™ Ultra (Dual Sanitization System)	Yes
Bluetooth Music System	Yes
Pedestal Lights	Yes
X-Series Collar	Yes



Specifications subject to change without prior notice.



Comfort is designed into every AMERICAN WHIRLPOOL® model. With a wide variety of seating styles available, you'll find the perfect model to fit your shape and size. Deeply contoured seating provides ultimate comfort, while armrests and footwell mold to your body.

881

Dimensions	92" x 92" / 234 cm x 234 cm
Depth	38" / 97 cm
Seating Capacity	6
Water Capacity (gal/liters)	413 gal / 1,563 L
Weight (empty)	810 lbs/367 kg
Weight (full)	4,504 lbs/2,043 kg
Lounge	1
Illuminated Drink Holders	4
Illuminated Spa Controls	Yes
3.5" Underwater Spa Light	Yes

STANDARD UTILITY FEATURES

WiFi Connectivity	Yes
Programmable Filter Cycles	Yes
Steel Sub-Structure	Yes
DuraMAAX® Cabinetry	Yes
Northern Exposure® Insulation	Yes
ABS Bottom Pan	Yes
SmartTouch 2 Controls	Yes
Comfort Collar®	1
Foot Dome	Yes
Zone Therapy® Seat	Yes
Head Cushions	4
Illuminated Waterfall Feature	2
Aurora Cascade Water Feature	2
Digital Color Optic Lighting (interior only)	Yes
Status Indicator Light	Yes
Stainless Steel Jets	Yes
Pump 1	3.0Hp/6.0bHp, 240V, 2Sp
Pump 2	3.0Hp/6.0bHp, 240V, 2Sp
Pump 3	3.0Hp/6.0bHp, 240V, 1Sp
Electrical Requirements (4-Wire)	240/40A/60A
Export	230V, 50Hz, 1x40A
Jet Total	75

OPTIONAL FEATURES

CleanZone™ System	Yes
CleanZone™ Ultra (Dual Sanitization System)	Yes
Bluetooth Music System	Yes



Specifications subject to change without prior notice.

890

Dimensions.....	100" x 92" /254 cm x 234 cm
Depth.....	38" /97 cm
Seating Capacity.....	6
Water Capacity (gal/liters)	470 gal /1,779 L
Weight (empty)	900 lbs/408 kg
Weight (full)	5,507 lbs/2,498 kg
Illuminated Drink Holders.....	3
Illuminated Spa Controls.....	Yes
3.5" Underwater Spa Light.....	Yes

STANDARD UTILITY FEATURES

WiFi Connectivity.....	Yes
Programmable Filter Cycles.....	Yes
Steel Sub-Structure.....	Yes
DuraMAAX® Cabinetry.....	Yes
Northern Exposure® Insulation.....	Yes
ABS Bottom Pan.....	Yes
SmartTouch 2 Controls.....	Yes
Comfort Collar®.....	1
Illuminated Waterfall Feature.....	1
Aurora Cascade Water Feature.....	2
Foot Dome.....	Yes
Zone Therapy® Seat.....	Yes
Head Cushions.....	4
Ice Bucket.....	Yes
Digital Color Optic Lighting (interior only).....	Yes
Status Indicator Light.....	Yes
Stainless Steel Jets.....	Yes
Pump1.....	3.0Hp/6.0bHp, 240V, 2Sp
Pump2.....	3.0Hp/6.0bHp, 240V, 2Sp
Pump3.....	3.0Hp/6.0bHp, 240V, 1Sp
Electrical Requirements (4-Wire).....	240/40A/60A
Export.....	230V, 50Hz, 1x40A
Jet Total.....	78

OPTIONAL FEATURES

CleanZone™ System.....	Yes
CleanZone™ Ultra (Dual Sanitization System).....	Yes
Bluetooth Music System.....	Yes



Specifications subject to change without prior notice.



982

Dimensions.....	91" X 133" /231 cm x 338 cm
Depth.....	38" /97 cm
Seating Capacity.....	8-10
Water Capacity (gal/liters)	714 gal /2,703 L
Weight (empty)	1,025 lbs/465 kg
Weight (full)	7,408 lbs/3,360 kg
Lounges.....	2
Illuminated Drink Holders.....	4
Illuminated Spa Controls.....	Yes
3.5" Underwater Spa Light.....	Yes

STANDARD UTILITY FEATURES

WiFi Connectivity.....	Yes
Programmable Filter Cycles.....	Yes
Steel Sub-Structure.....	Yes
DuraMAAX® Cabinetry.....	Yes
Northern Exposure® Insulation.....	Yes
ABS Bottom Pan.....	Yes
SmartTouch 2 Controls.....	Yes
Comfort Collar®.....	1
Foot Dome.....	Yes
Zone Therapy® Seat.....	Yes
Head Cushions.....	4
Love Seat.....	Yes
Illuminated Water Feature.....	2
Digital Color Optic Lighting (interior only).....	Yes
Status Indicator Light.....	Yes
Stainless Steel Jets.....	Yes
Pump1.....	3.0Hp/6.0bHp, 240V, 2Sp
Pump 2.....	3.0Hp/6.0bHp, 240V, 2Sp
Pump 3.....	3.0Hp/6.0bHp, 240V, 2Sp
Electrical Requirements (4-Wire).....	240/40A/60A
Export.....	230V, 50Hz, 1x40A
Jet Total.....	84

OPTIONAL FEATURES

CleanZone™ System.....	Yes
CleanZone™ Ultra (Dual Sanitization System).....	Yes
Bluetooth Music System.....	Yes
Exercise Kit.....	Yes
Exercise Kit + Power Oars.....	Yes




Specifications subject to change without prior notice.



890 & 982 Acrylic Colors Available

Silver Marble



Tuscan Sun



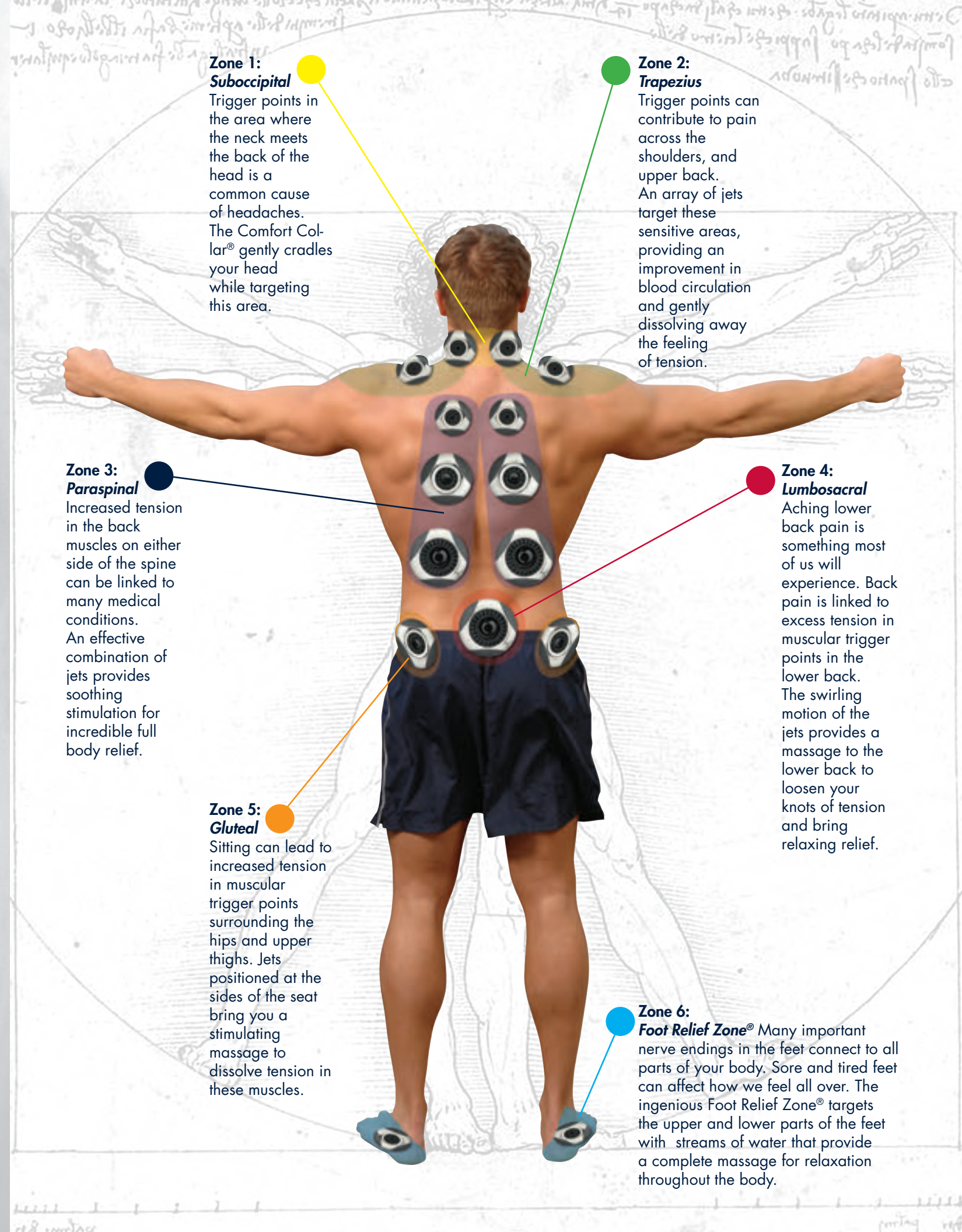

Midnight Canyon



The 880 & 892 offer the ultimate in American Whirlpool luxury. Every seat and feature is complete with the best we offer in modern hot tub technology. More Jets, More Power and More Luxury are the hallmarks of these models. For those who strive for the best you have found your perfect hot tub.

Physician Designed Zone Therapy®

Whether it's diminishing the stresses of everyday life, healing a sports injury, relieving aching joints and stiff muscles due to arthritis or simply helping you achieve a good night's sleep - your AMERICAN WHIRLPOOL® hot tub can help with Physician designed Zone Therapy®. **Zone Therapy®** utilizes strategically positioned jets to target specific pain zones that contain muscular trigger points. More jets don't necessarily mean a more effective massage. Precisely locating the correct size jet and massaging action where they are most effective is key to relieving pain and stiffness throughout the entire body. The Zone Therapy® concept has been designed by medical specialists in the fields of physical rehabilitation and massage therapy.



Zone 1: Suboccipital
Trigger points in the area where the neck meets the back of the head is a common cause of headaches. The Comfort Collar® gently cradles your head while targeting this area.

Zone 2: Trapezius
Trigger points can contribute to pain across the shoulders, and upper back. An array of jets target these sensitive areas, providing an improvement in blood circulation and gently dissolving away the feeling of tension.

Zone 3: Paraspinal
Increased tension in the back muscles on either side of the spine can be linked to many medical conditions. An effective combination of jets provides soothing stimulation for incredible full body relief.

Zone 4: Lumbosacral
Aching lower back pain is something most of us will experience. Back pain is linked to excess tension in muscular trigger points in the lower back. The swirling motion of the jets provides a massage to the lower back to loosen your knots of tension and bring relaxing relief.

Zone 5: Gluteal
Sitting can lead to increased tension in muscular trigger points surrounding the hips and upper thighs. Jets positioned at the sides of the seat bring you a stimulating massage to dissolve tension in these muscles.

Zone 6: Foot Relief Zone® Many important nerve endings in the feet connect to all parts of your body. Sore and tired feet can affect how we feel all over. The ingenious Foot Relief Zone® targets the upper and lower parts of the feet with streams of water that provide a complete massage for relaxation throughout the body.

TheraMAAX® Jets

The proprietary TheraMAAX® Jets utilize a scientifically designed grill surrounding the nozzle of the jet. This grill reduces drag on moving parts and cohesion of the jet stream. The TheraMAAX® design maximizes performance and improves the massaging action. The three spoke stainless steel escutcheon provides a textured landing for your fingers. This natural shape and position of the landing area makes it easy to adjust the power of the jet.



Comfort Collar®

A neck massage therapy system is one of the most relaxing features in a spa. The reverse molded Comfort Collar's unique cushion supports your neck, gently cradling your head while adjustable cyclone jets massage neck and shoulder muscles. The Comfort Collar® also allows a relaxing massage above the water line, it's like having your neck massaged by a loved one. This hallmark feature is one of the reasons many have already chosen an AMERICAN WHIRLPOOL® hot tub.



X-Series Collar

The convenient X-series option replaces the Comfort Collar® and increases the seat size in the deep corner seat for physical freedom of movement and enhanced comfort for those who need it. Four strategically placed cluster jets provide a deep tissue neck massage to target pressure points, relieving tension.



Ultimate Comfort

At AMERICAN WHIRLPOOL® we know comfort. For over 40 years we have designed the worlds most comfortable hot tubs thanks to patented features like the zero gravity Performance Seat™ and Zone Therapy®. Seats are specifically molded to fit a variety of shapes and sizes so you can find the one that's right for you. Based on years of research and design across industries that create products to fit the human form, your hot tub has been engineered to scientifically balance ergonomic support, water pressure, jet position and body buoyancy. Deep immersion seating provides ultimate comfort, while armrests and Foot Relief Zones® to mold to your body.



Performance Seating™

Performance Seating™ means AMERICAN WHIRLPOOL® has the most comfortable spas in the industry. Each seat is designed to provide full body immersion with proper posture, in harmony with their respective jetting pattern, for comfort and superior jet performance. Built-in Comfort Collars® cradle your head while side bolsters hold your body in an ergonomic position. The shape and dimensions of each seat are designed to the curvature of the spine which provides correct posture, reducing stress on your lower back.


SmartTouch 2 Control

AMERICAN WHIRLPOOL's NEW intuitive SmartTouch 2 control panels are easy to read with large colorful buttons and animations allowing you to easily control the hot tub with the tap of your finger. Unlike most smart devices this control works even when wet. This combined with Powerworks® and fully electronic pumps makes it one of the most advanced hot tubs in the world.

Available on 400-900 series and PowerPool

Powerworks®

The Powerworks® heater features two durable solid state sensors that mount inside the heater manifold. These "Smart Sensors" accurately and reliably measure water temperature while monitoring critical water conditions without the possibility of failure due to mechanical switch malfunction.



Fully Electronic 56 Frame Pump

AMERICAN WHIRLPOOL® hot tubs utilize Direct Drive 56 frame pumps. These are larger, and more powerful than the 48 frame motors found in most spas. Direct Drive technology eliminates mechanical switches allowing the pumps to run for a longer and more energy efficient life.



Status Indicator Light

With your new AMERICAN WHIRLPOOL® hot tub you now have the ability to check the status of your hot tub without even lifting the cover. Check the status of your hot tub in just a glance with the status indicator light. Varied colors indicate anything from normal status to service is required.



Wifi Connectivity

AMERICAN WHIRLPOOL® hot tubs now put your spa's controls in the palm of your hand. Simply download the free app, sync to your home's WiFi system and enjoy complete control. Preset temperature, set filter cycles to save money, or get it ready from the comfort of your home before heading out to enjoy a relaxing spa experience.



Bluetooth Music

State of the art bluetooth technology puts the music at your fingertips. Enjoy your favorite artists and playlists anytime with this easy to use stereo system. Simply sync any bluetooth compatible device and as you slip into the soothing waters enjoy your favorite artists.

Two fully integrated speakers provide crisp clear fidelity for your listening enjoyment.

When you choose the AMERICAN WHIRLPOOL® Sound System, sound will resonate through the water from the powerful subwoofer, which is integrated directly into your spa's structure. The technology allows you to not only hear, but also feel your music.



Subwoofer



Crystal Clear Water

Perfect moments deserve perfect, crystal clear water. The water maintenance of your spa is made easy by the exclusive features of AMERICAN WHIRLPOOL's complete 4 step cleaning system and dual sanitization.



4 Step Filtration System

- 1. Weir Door** - Breaks the water surface tension and traps debris.
- 2. First Filter** - Removes oil and ultra fine particulates up to 10 microns.
- 3. Basket** - Captures debris before filtering for easy removal.
- 4. Spa Filter** - Oversized filter permits the high flow 1000gpm intake of water to be cleaned and returned into the spa.

CleanZone™ Ultra

The CleanZone® Ultra dual sanitization system uses the power of UVC light and ozone, the same technology utilized in many communities around the world to purify drinking water. CleanZone® Ultra kills 99.9% of micro-organisms, bacteria, viruses and parasites. This system is the perfect blend of hygiene, purity and technology.



CleanZone™

The CleanZone™ water purification system will automatically maintain healthy, crystal clear water while greatly reducing chemical maintenance. CleanZone™ is a cartridge oxidizer that generates oxygen and cleans your spa water.



Appliance Grade™

The steel structure and Northern Exposure® Insulation in AMERICAN WHIRLPOOL® hot tubs allow for complete service of the entire structure and all mechanical parts. Essentially the spa can be serviced and brought back to factory specifications right in your backyard for the lifetime you own it. This is called "Appliance Grade™", since the hot tub is built to the same service and safety standards as many other major home appliances.





Steel Sub-Structure

The Steel Sub-Structure used in AMERICAN WHIRLPOOL® hot tubs has the highest strength to weight ratio of any building material available. The steel frame provides greater structural integrity than wood, as well as superior corrosion protection for a much longer life. Unlike wood, steel is dimensionally stable. It will not expand or contract with moisture, which over time can damage the spa's exterior. Sturdy and built to last, the inorganic properties will never rot, warp, split or crack and eliminate worries of animal infestation or termite damage. Stronger, more durable, and ideal for the environment - it's the obvious choice for a lifetime of worry-free fun.




Lifetime Steel Structure Warranty

The steel frame is the backbone and support for the entire spa. The steel structure of your AMERICAN WHIRLPOOL® hot tub carries a lifetime warranty. This means for the lifetime of your ownership you can feel secure knowing any component of the structural frame will be replaced or fixed to factory specifications should it become damaged in the operation of the spa.



ABS Sealed Base

The ABS Sealed Base is an integral part of the support structure in an AMERICAN WHIRLPOOL® hot tub. Its one-piece construction provides a rugged foundation that seals the bottom of the spa, locking in heat and sealing out moisture.

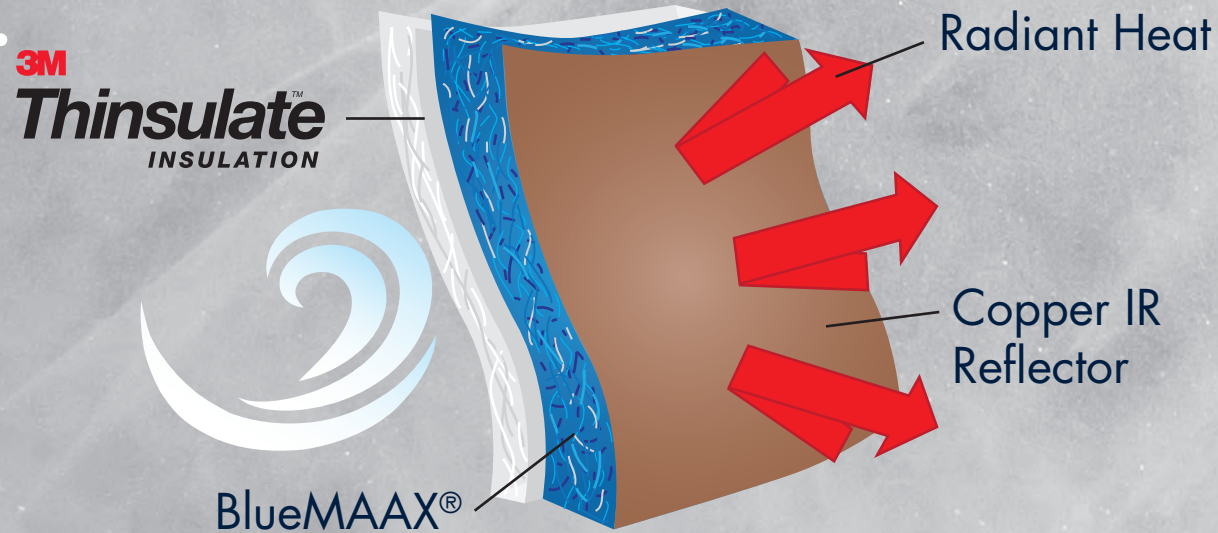


Service

Conventional foam-filled hot tubs are extremely hard to service and are often damaged in the process. It is very costly to bring these back to factory specifications.

Northern Exposure

Northern Exposure® is the ultimate hot tub insulation system. This patent pending thermal barrier technology recycles heat energy for more efficient heating and lower energy costs. All four sides of the spa, plus the floor and cover are lined with reflective copper material to reflect radiant heat energy generated from the pumps back into the spa. Heat is absorbed back into the plumbing, helping raise and maintain water temperature. Finally the entire exterior of the hot tub is wrapped in 3M Thinsulate™ Insulation, the same incredible material utilized in winter clothing. This three layer patent pending system ensures energy created by the spa stays in the spa.




BlueMAAX®

The Northern Exposure® Insulation System features our eco-friendly BlueMAAX® insulation. Made from recycled natural fiber, it is approved by the U.S. Green Building Council. The insulation contains no chemical irritants, is treated with a borate based solution to prevent mold/mildew growth, pest infestation, and acts as a fire retardant. BlueMAAX® replaces the urethane foam in "foam filled" hot tubs. [Foam filling produces volatile organic compounds (VOC's) which are harmful to the environment.]



Ultra Quiet

The same insulation that makes an AMERICAN WHIRLPOOL® hot tub energy efficient also aids in it's ultra quiet operation. Sound energy is trapped and deadened inside the hot tub by the insulation sound barrier. Quiet operation is essential to ensure a peaceful relaxing experience throughout the entire backyard.



Insulating Cover

AMERICAN WHIRLPOOL's premium grade insulating covers contain a unique copper lining, removable heat sealing pillows to vent excess heat off in the summer and a tailored fit to keep the heat in when cooler. The cover also acts as an important safety barrier to the spa.



Lifetime Insulation Warranty

The insulation system in your new AMERICAN WHIRLPOOL® hot tub is warranted to maintain the same insulation value as it had at the time it was manufactured. The high R value, Appliance Grade™ construction will allow a technician to service the entire spa and bring it back to factory specifications at home.

Set The Mood

Your AMERICAN WHIRLPOOL® hot tub is available with a beautiful variety of water and light features. From the aurora cascade water fountains to the Chromotherapy underwater lighting system, everything you need for the perfect scene is available with the touch of a button. Set the color for the perfect mood or turn on the soothing water features to help you drift off and forget the stress of the day.



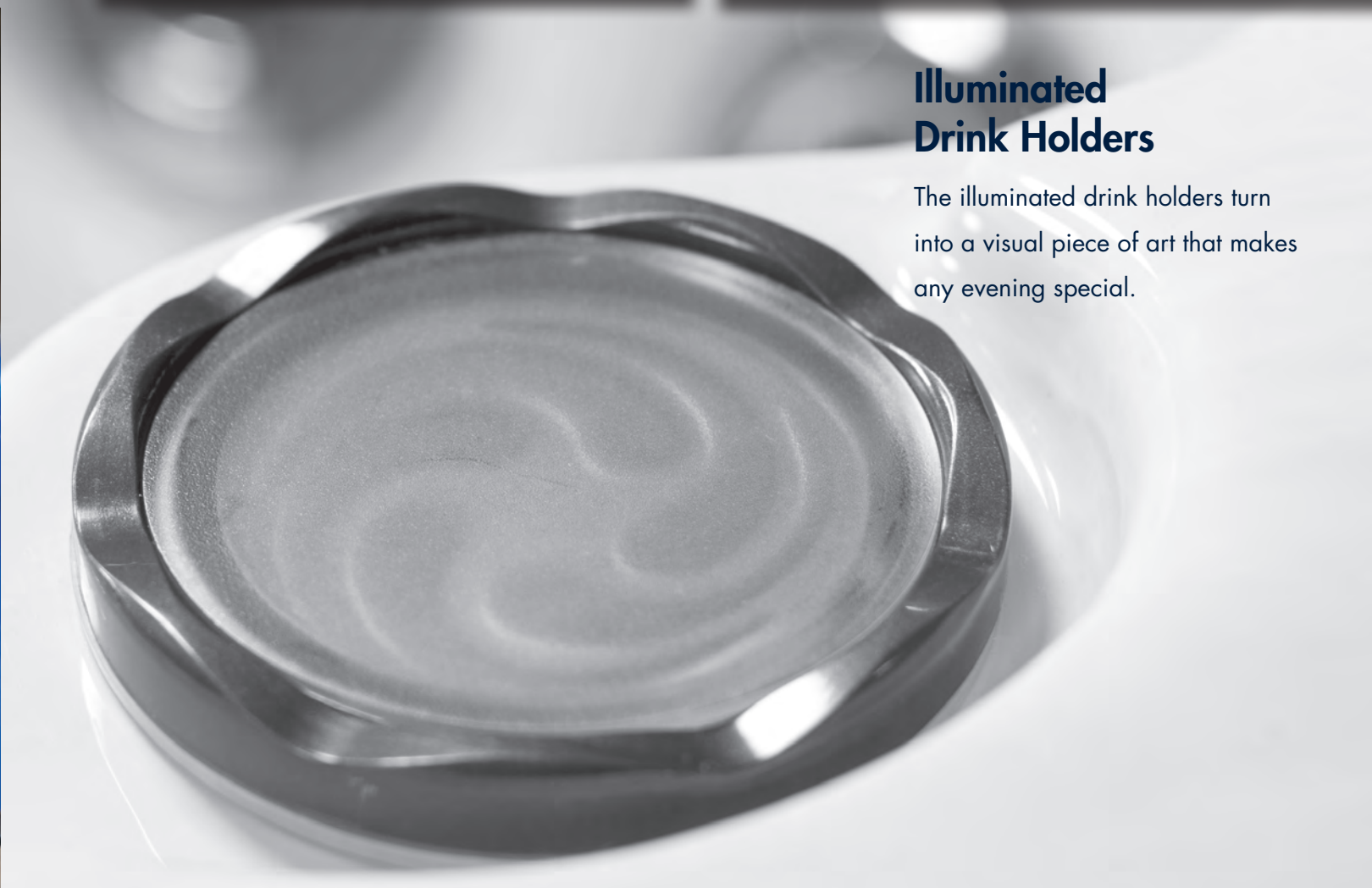
Illuminated Ergonomic Massage Controller

The Ergonomic Massage Controller is illuminated to work in harmony with the other lighting options. It provides an ergonomic grip for easy adjustment of the jet pressure.



Illuminated Drink Holders

The illuminated drink holders turn into a visual piece of art that makes any evening special.



Continuous Cast Acrylic

Every AMERICAN WHIRLPOOL™ hot tub has an attractive interior finish made from continuous cast acrylic. This is superior to Ethylene “soft plastic” surfaces. The hard, non-porous surface resists stains, fading, scratches and chemical abuse. With the look of granite, pearl or metal, the extremely rugged and durable finish offers beauty and peace of mind.

DuraMAAX® Siding

DuraMAAX® is a state of the art wood-alternative material that has the look and feel of natural wood, without the maintenance. This material is impact resistant, impervious to weather or insect damage and will never splinter, crack or rot. The attractive exterior locks in heat and seals out cold air providing a beautiful look and feel.




Acrylic Colors 400-900 Series


Glacier Mountain




Silver Marble




Midnight Canyon




Gypsum




Storm Clouds



Tuscan Sun



Pacific Rim




Sahara



Cabinet Colors 400-900 Series

Resort Gray



Modern Mocha



Pecan Ridge



100



STRUCTURAL FEATURES

Dimensions.....76" /193 cm Diameter
 Depth.....36" /91 cm
 Seating Capacity.....4
 Water Capacity (gal/liters)200 gal/757 L
 Weight (empty)440 lbs /200 kg
 Weight (full)2,133 lbs /967 kg
 3.5" Underwater Spa LightYes

STANDARD UTILITY FEATURES

Programmable Filter CyclesYes
 Treated Wooden Frame.....Yes
 DuraMAAX® CabinetryYes
 Thermo-Lock® Insulation.....Yes
 HDPE Sealed BaseYes
 Stainless Steel JetsYes
 Dynamic LED LightingYes
 Pump11.5Hp/3.0bHp, 115V, 2Sp
 Pump1 (Export)2.0Hp/4.0bHp, 230V, 2Sp
 Electrical Requirements
 (4-Wire).....240V/40A/50A
 (3-Wire).....120V/20A/40A
 Export.....230V, 50 Hz, 1x16A
 Jet Total18

OPTIONAL FEATURES

CleanZone™ System.....Yes
Dealer Installed Option:
 GFCI Cord15ft, 15A

151



STRUCTURAL FEATURES

Dimensions.....83" x 63" / 211 cm x 160 cm
 Depth.....30" /76 cm
 Seating Capacity.....3
 Water Capacity (gal/liters)192 gal/727 L
 Weight (empty)430 lbs /195 kg
 Weight (full)2,422 lbs /1,099 kg
 WaterfallYes
 3.5" Underwater Spa LightYes

STANDARD UTILITY FEATURES

Programmable Filter CyclesYes
 Treated Wooden Frame.....Yes
 DuraMAAX® CabinetryYes
 Thermo-Lock® Insulation.....Yes
 HDPE Sealed BaseYes
 Stainless Steel JetsYes
 Dynamic LED LightingYes
 Pump11.5Hp/3.0bHp, 115V, 2Sp
 Pump1 (Export)2.0Hp/4.0bHp, 230V, 2Sp
 Electrical Requirements
 (4-Wire).....240V/40A/50A
 (3-Wire).....120V/20A/40A
 Export.....230V, 50 Hz, 1x16A
 Jet Total20

OPTIONAL FEATURES

CleanZone™ System.....Yes
Dealer Installed Option:
 GFCI Cord15ft, 15A

160



STRUCTURAL FEATURES

Dimensions.....71" x 71" /180 cm x 180 cm
 Depth.....35" /89 cm
 Seating Capacity.....4
 Water Capacity (gal/liters)229 gal/867 L
 Weight (empty)440 lbs /200 kg
 Weight (full)2,349 lbs /1,065 kg
 3.5" Underwater Spa LightYes

STANDARD UTILITY FEATURES

Programmable Filter CyclesYes
 Treated Wooden Frame.....Yes
 DuraMAAX® CabinetryYes
 Thermo-Lock® Insulation.....Yes
 HDPE Sealed BaseYes
 Stainless Steel JetsYes
 Dynamic LED LightingYes
 Pump11.5Hp/3.0bHp, 115V, 2Sp
 Pump1 (Export)2.0Hp/4.0bHp, 230V, 2Sp
 Electrical Requirements
 (4-Wire).....240V/40A/50A
 (3-Wire).....120V/20A/40A
 Export.....230V, 50 Hz, 1x16A
 Jet Total16

OPTIONAL FEATURES

CleanZone™ System.....Yes
Dealer Installed Option:
 GFCI Cord15ft, 15A

171



STRUCTURAL FEATURES

Dimensions.....83" x 83" /211 cm x 211 cm
 Depth.....35" /89 cm
 Seating Capacity.....5-6
 Water Capacity (gal/liters)336 gal/1,272 L
 Weight (empty)690 lbs /313 kg
 Weight (full)3,844 lbs /1,744 kg
 Lounge.....1
 WaterfallYes
 3.5" Underwater Spa LightYes

STANDARD UTILITY FEATURES

Programmable Filter CyclesYes
 Treated Wooden Frame.....Yes
 DuraMAAX® CabinetryYes
 Thermo-Lock® Insulation.....Yes
 HDPE Sealed BaseYes
 Stainless Steel JetsYes
 Dynamic LED LightingYes
 Pump12.5Hp/5.0bHp, 240V, 2Sp
 Pump22.5Hp/5.0bHp, 240V, 1Sp
 Pump1 (Export)2.0Hp/4.0bHp, 230V, 2Sp
 Pump2 (Export)2.0Hp/4.0bHp, 230V, 1Sp
 Electrical Requirements
 (4-Wire).....240V/40A/50A
 Export.....230V, 50 Hz, 1x32A
 Jet Total40

OPTIONAL FEATURES

CleanZone™ System.....Yes
Dealer Installed Option:
 GFCI Cord15ft, 15A

250



STRUCTURAL FEATURES

Dimensions.....	63" X 83" /160 cm x 211 cm
Depth.....	33"/84 cm
Seating Capacity.....	4
Water Capacity (gal/liters).....	242 gal/916 L
Weight (empty).....	707 lbs /321 kg
Weight (full).....	2,718 lbs /1,233 kg
Drink Holders.....	1
Pillows.....	2
3.5" Underwater Spa Light.....	Yes

STANDARD UTILITY FEATURES

Programmable Filter Cycles.....	Yes
Hybrid Sub-Structure.....	Yes
DuraMAAX® Cabinetry.....	Yes
Thermo-Lock® Insulation.....	Yes
Molded Bottom Pan.....	Yes
Stainless Steel Jets.....	Yes
Dynamic LED Lighting.....	Yes
Aurora Cascade Water Feature.....	2
Pump1.....	3.0Hp/6.0bHp, 240V, 2Sp
Electrical Requirements (4-Wire).....	240V/30A/40A
Export.....	230V, 50 Hz, 1x16A
Jet Total.....	23

OPTIONAL FEATURES

CleanZone™ System.....	Yes
Bluetooth Music System.....	Yes
WiFi Connectivity.....	Yes

Dealer Installed Option:

Aqua Klean® Filtration.....	Yes
-----------------------------	-----

261



STRUCTURAL FEATURES

Dimensions.....	72" X 72" / 183 cm x 183 cm
Depth.....	33"/84 cm
Seating Capacity.....	2-3
Water Capacity (gal/liters).....	242 gal/916 L
Weight (empty).....	435 lbs /197 kg
Weight (full).....	2,253 lbs /1,022 kg
Drink Holders.....	2
Pillows.....	2
3.5" Underwater Spa Light.....	Yes

STANDARD UTILITY FEATURES

Programmable Filter Cycles.....	Yes
Hybrid Sub-Structure.....	Yes
DuraMAAX® Cabinetry.....	Yes
Thermo-Lock® Insulation.....	Yes
Molded Bottom Pan.....	Yes
Stainless Steel Jets.....	Yes
Dynamic LED Lighting.....	Yes
Aurora Cascade Water Feature.....	2
Pump1.....	3.0Hp/6.0bHp, 240V, 2Sp
Electrical Requirements (4-Wire).....	240V/30A/40A
Export.....	230V, 50 Hz, 1x16A
Jet Total.....	24

OPTIONAL FEATURES

CleanZone™ System.....	Yes
Bluetooth Music System.....	Yes
WiFi Connectivity.....	Yes

Dealer Installed Option:

Aqua Klean® Filtration.....	Yes
-----------------------------	-----

270



STRUCTURAL FEATURES

Dimensions.....	83" X 83" /211 cm x 211 cm
Depth.....	36"/91 cm
Seating Capacity.....	6-7
Water Capacity (gal/liters).....	364 gal/1,378 L
Weight (empty).....	900 lbs /408 kg
Weight (full).....	3,921 lbs /1,779 kg
Drink Holders.....	2
Pillows.....	4
3.5" Underwater Spa Light.....	Yes

STANDARD UTILITY FEATURES

Programmable Filter Cycles.....	Yes
Hybrid Sub-Structure.....	Yes
DuraMAAX® Cabinetry.....	Yes
Thermo-Lock® Insulation.....	Yes
Molded Bottom Pan.....	Yes
Stainless Steel Jets.....	Yes
Dynamic LED Lighting.....	Yes
Aurora Cascade Water Feature.....	2
Pump1.....	3.0Hp/6.0bHp, 240V, 2Sp
Pump2.....	3.0Hp/6.0bHp, 240V, 2Sp
Electrical Requirements (4-Wire).....	240V/40A/60A
Export.....	230V, 50 Hz, 1x32A
Jet Total.....	46

OPTIONAL FEATURES

CleanZone™ System.....	Yes
CleanZone™ Ultra (Dual Sanitization System).....	Yes
Bluetooth Music System.....	Yes
WiFi Connectivity.....	Yes

Dealer Installed Option:

Aqua Klean® Filtration.....	Yes
-----------------------------	-----

271



STRUCTURAL FEATURES

Dimensions.....	83" x 83" /211 cm x 211 cm
Depth.....	36"/91 cm
Seating Capacity.....	6
Water Capacity (gal/liters).....	374 gal/1,416 L
Weight (empty).....	934 lbs /424 kg
Weight (full).....	4,043 lbs /1,833kg
Drink Holders.....	3
Lounge.....	1
Pillows.....	3
3.5" Underwater Spa Light.....	Yes

STANDARD UTILITY FEATURES

Programmable Filter Cycles.....	Yes
Hybrid Sub-Structure.....	Yes
DuraMAAX® Cabinetry.....	Yes
Thermo-Lock® Insulation.....	Yes
Molded Bottom Pan.....	Yes
Stainless Steel Jets.....	Yes
Dynamic LED Lighting.....	Yes
Aurora Cascade Water Feature.....	2
Pump1.....	3.0Hp/6.0bHp, 240V, 2Sp
Pump2.....	3.0Hp/6.0bHp, 240V, 2Sp
Electrical Requirements (4-Wire).....	240V/40A/60A
Export.....	230V, 50 Hz, 1x32A
Jet Total.....	44

OPTIONAL FEATURES


CleanZone™ System.....	Yes
CleanZone™ Ultra (Dual Sanitization System).....	Yes
Bluetooth Music System.....	Yes
WiFi Connectivity.....	Yes

Dealer Installed Option:

Aqua Klean® Filtration.....	Yes
-----------------------------	-----

100-200 Series
Colors and Controls

Acrylic Colors



Cabinet Colors



Control Panel

171-282



280



STRUCTURAL FEATURES

Dimensions.....	92" X 92" /234 cm x 234 cm
Depth.....	36"/91 cm
Seating Capacity.....	7-8
Water Capacity (gal/liters).....	434 gal/1,643 L
Weight (empty).....	1,000 lbs /453 kg
Weight (full).....	4,599 lbs /2,086 kg
Drink Holders.....	3
Pillows.....	4
3.5" Underwater Spa Light.....	Yes

STANDARD UTILITY FEATURES

Programmable Filter Cycles.....	Yes
Hybrid Sub-Structure.....	Yes
DuraMAAX® Cabinetry.....	Yes
Thermo-Lock® Insulation.....	Yes
Molded Bottom Pan.....	Yes
Stainless Steel Jets.....	Yes
Dynamic LED Lighting.....	Yes
Aurora Cascade Water Feature.....	2
Pump1.....	3.0Hp/6.0bHp, 240V, 2Sp
Pump2.....	3.0Hp/6.0bHp, 240V, 2Sp
Electrical Requirements (4-Wire).....	240V/40A/60A
Export.....	230V, 50 Hz, 1x32A
Jet Total.....	46

OPTIONAL FEATURES

CleanZone™ System.....	Yes
CleanZone™ Ultra (Dual Sanitization System).....	Yes
Bluetooth Music System.....	Yes
WiFi Connectivity.....	Yes
Dealer Installed Option:	
Aqua Klean® Filtration.....	Yes

281



STRUCTURAL FEATURES

Dimensions.....	92" X 92" /234 cm x 234 cm
Depth.....	36"/91 cm
Seating Capacity.....	6
Water Capacity (gal/liters).....	440 gal/1,665 L
Weight (empty).....	1,009 lbs /458 kg
Weight (full).....	4,658 lbs /2,113 kg
Drink Holders.....	2
Lounge.....	1
Pillows.....	3
3.5" Underwater Spa Light.....	Yes

STANDARD UTILITY FEATURES

Programmable Filter Cycles.....	Yes
Hybrid Sub-Structure.....	Yes
DuraMAAX® Cabinetry.....	Yes
Thermo-Lock® Insulation.....	Yes
Molded Bottom Pan.....	Yes
Stainless Steel Jets.....	Yes
Dynamic LED Lighting.....	Yes
Aurora Cascade Water Feature.....	2
Pump1.....	3.0Hp/6.0bHp, 240V, 2Sp
Pump2.....	3.0Hp/6.0bHp, 240V, 2Sp
Electrical Requirements (4-Wire).....	240V/40A/60A
Export.....	230V, 50 Hz, 1x32A
Jet Total.....	44

OPTIONAL FEATURES

CleanZone™ System.....	Yes
CleanZone™ Ultra (Dual Sanitization System).....	Yes
Bluetooth Music System.....	Yes
WiFi Connectivity.....	Yes
Dealer Installed Option:	
Aqua Klean® Filtration.....	Yes

282



STRUCTURAL FEATURES

Dimensions.....	92" X 92" /234 cm x 234 cm
Depth.....	36"/91 cm
Seating Capacity.....	5
Water Capacity (gal/liters).....	408 gal/1,545 L
Weight (empty).....	992 lbs /450 kg
Weight (full).....	4,376 lbs /1,985 kg
Lounges.....	2
Pillows.....	3
3.5" Underwater Spa Light.....	Yes

STANDARD UTILITY FEATURES

Programmable Filter Cycles.....	Yes
Hybrid Sub-Structure.....	Yes
DuraMAAX® Cabinetry.....	Yes
Thermo-Lock® Insulation.....	Yes
Molded Bottom Pan.....	Yes
Stainless Steel Jets.....	Yes
Dynamic LED Lighting.....	Yes
Aurora Cascade Water Feature.....	2
Pump1.....	3.0Hp/6.0bHp, 240V, 2Sp
Pump2.....	3.0Hp/6.0bHp, 240V, 2Sp
Electrical Requirements (4-Wire).....	240V/40A/60A
Export.....	230V, 50 Hz, 1x32A
Jet Total.....	44

OPTIONAL FEATURES

CleanZone™ System.....	Yes
CleanZone™ Ultra (Dual Sanitization System).....	Yes
Bluetooth Music System.....	Yes
WiFi Connectivity.....	Yes
Dealer Installed Option:	
Aqua Klean® Filtration.....	Yes

PowerPool™

SWIM. . TRAIN. . RELAX



Swimming has long been known as the ultimate zero-impact exercise and is widely **prescribed by physicians** to patients who want to get in shape or tone their body. PowerPool® employs two different water propulsion systems that work in concert with its open floor plan design. Choose a multi jet deep stream for exercise or the MAAX Force swim system for the ultimate endless current swimming experience. The observation seats and well marked swim lanes provide the **optimum swim training center** for your entire family.



A wide variety of aerobic exercises are possible in a PowerPool®. Aqua jogging is especially effective as the deep water neutralizes the effects of gravity while increasing resistance for an amazing low impact workout. **Fitness experts recommend** a warm water fitness regimen to maximize weight loss. Your PowerPool™ can also be equipped with the aquatic exercise equipment package that features modern resistance band technology. Attach the resistance bands to perform a **complete toning program**.



When you are finished working out, sit back and relax for a complete spa experience. Let the hydrotherapy jets massage those tight, sore muscles. A recent study shows a 10 minute massage improves muscle recovery after working out. Owning a swim spa allows you the convenience of enjoying it year round on your schedule. Invite your friends or that special someone over to enjoy the soothing waters with you.


MAAX[®] FORCE

JET PROPULSION SWIM SYSTEM


The new MAAX[®] Force jet propulsion system uses proprietary 'Anti-Turbulence' technology to boost and smooth the swim stream for the ultimate swimming experience. **Anti-turbulence technology** creates a powerful, smooth, variable jet stream that is completely adjustable and designed to allow you to swim at your individual fitness level.



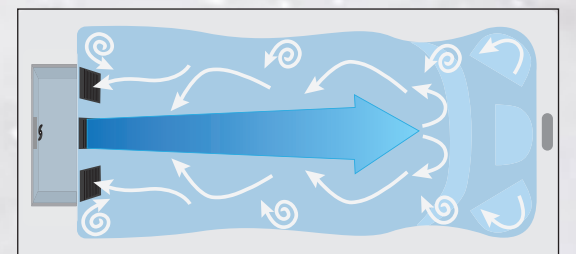
The MAAX Force Jet Propulsion Swim System has a 30 inch wide swim lane offering a superior swimming experience.



MAAX[®] Force Jet propulsion has **advantages over propellers or paddles** when creating a better swim stream. It is over 30" wide and easily produces a powerful swimming experience. You can also turn on the hydrotherapy mode to add air for a massage while you work out in the jet stream.



Propeller and Impeller Systems



Propeller system turbulence

Four Seasons Swimming

Enjoy the benefits of outdoor swimming all year long in a PowerPool® swim spa. In many places of the world the outdoor swimming season is short and heating a conventional in-ground pool is expensive and impractical. With your new PowerPool® you can swim and entertain guests any time of the year without the hassle and cost of a swimming pool. Never worry about winterizing your swimming pool again, PowerPool® swim spas are made with the same high efficiency Northern Exposure® insulation system as our hot tubs. Additionally the locking insulated cover means your PowerPool® is hot and ready to use any time of the year.

Swim, Train and Relax year round!



Built to the MAAX

The PowerPool® is built to the same quality standards as our appliance grade hot tubs. Every model features our steel frame, Northern Exposure® insulation and ABS bottom pan.




MX6


Length in/cm	198"/501 cm
Width in/cm	90"/228 cm
Height in/cm	61"/155cm
Weight (empty)	3,000 lbs/ 1361 kg
Weight (full)	15,800 lbs/7161 kg
Water Capacity (gal/liters)	1900 gal/7192 L
Seats	3
Depth in/cm	57"/145 cm
Grab Bar	1
Steel Substructure	Yes
Northern Exposure® Insulation	Yes
Prog. Filter Cycles	Yes
3.5" Underwater Light	Yes
LED Illuminated swim lane	Yes
Pump 1	3.0Hp/6.0bHp 2Sp
Pump 2	3.0Hp/6.0bHp 2Sp
Pump 3	3.0Hp/6.0bHp 2Sp
Pump 4	3.0Hp/6.0bHp 2Sp
Elct Req.	240V/40A/60A
Export Pump 1	2.0Hp/4.0bHp 2Sp
Export Pump 2	2.0Hp/4.0bHp 2Sp
Export Pump 3	2.0Hp/4.0bHp 2Sp
Export Pump 4	2.0Hp/4.0bHp 2Sp
Export	230V, 50 Hz, 1x40A
Head Cushions	2
Digital Color Optics	Yes
Status Indicator Light	Yes
MAAXForce Swim Jets	3
Hydrotherapy Jets	25
Aurora Cascade Jets	4
Stainless Steel Jets	Yes
Wifi Connectivity	Yes

Options


- Bluetooth Music System
- CleanZone™
- CleanZone™ Ultra (Dual Sanitization System)
- Exercise Kit
- Swim Tether




SAHARA




SILVER MARBLE



MODERN MOCHA



RESORT GRAY



PECAN RIDGE


Note: Specifications are subject to change without prior notice. See retailer for current specifications.

RS2


Length in/cm	144"/366 cm
Width in/cm	90"/228 cm
Height in/cm	50"/127 cm
Weight (empty)	2,200 lbs/ 998 kg
Weight (full)	14,808 lbs/6717 kg
Weight Capacity (gal/liters)	1576 gal/5968 L
Seats	7
Depth in/cm	46"/117 cm
Grab Bar	1
Steel Substructure	Yes
Northern Exposure® Insulation	Yes
Prog. Filter Cycles	Yes
3.5" Underwater Light	Yes
LED Illuminated swim lane	Yes
Pump 1	3.0Hp/6.0bHp 2Sp
Pump 2	3.0Hp/6.0bHp 2Sp
Pump 3	3.0Hp/6.0bHp 2Sp
Elct Req.	240V/40A/60A
Export	230V, 50 Hz, 1x40A
Head Cushions	2
Digital Color Optics	Yes
Status Indicator Light	Yes
Turbo Swim Jets	6
Hydrotherapy Jets	69
Aurora Cascade Jets	4
Stainless Steel Jets	Yes
Wifi Connectivity	Yes

Options


- Bluetooth Music System
- CleanZone™
- CleanZone™ Ultra (Dual Sanitization System)
- Exercise Kit
- Exercise Kit with Oars




SAHARA




SILVER MARBLE



MODERN MOCHA



RESORT GRAY



PECAN RIDGE

Note: Specifications are subject to change without prior notice. See retailer for current specifications.



RL4/ML4

Length in/cm	168"/427 cm
Width in/cm	90"/228 cm
Height in/cm	50"/127 cm
Weight (empty)	2,000 lbs/ 907 kg
Weight (full)	13,200 lbs/5987 kg
Water Capacity (gal/liters)	1400 gal/5300 L
Seats	3
Depth in/cm	47"/119 cm
Illuminated Drink Holders	2
Grab Bar	1
Steel Substructure	Yes
Northern Exposure® Insulation	Yes
Prog. Filter Cycles	Yes
3.5" Underwater Light	Yes
LED Illuminated swim lane	Yes
Pump 1	3.0Hp/6.0bHp 2Sp
Pump 2	3.0Hp/6.0bHp 2Sp
Pump 3 (ML4 only)	3.0Hp/6.0bHp 2Sp
Elct Req.	240V/40A/60A
Export	230V, 50 Hz, 1x40A
Head Cushions	2
Digital Color Optics	Yes
Status Indicator Light	Yes
Turbo Swim Jets / RL4	4
MAAXForce Swim Jets / ML4	2
Hydrotherapy Jets	19
Aurora Cascade Jets	6
Stainless Steel Jets	Yes
Wifi Connectivity	Yes

Options

- Bluetooth Music System
- CleanZone™
- CleanZone™ Ultra (Dual Sanitization System)
- Exercise Kit
- Exercise Kit with Oars
- Swim Tether




ML4 Shown



SAHARA




SILVER MARBLE



MOCHA



GRAY




PECAN

RL4 SIDING
COLORS



MODERN
MOCHA



RESORT
GRAY



PECAN
RIDGE

ML4 SIDING
COLORS

Note: Specifications are subject to change without prior notice. See retailer for current specifications.

RB4/MB4


Length in/cm	168"/427 cm
Width in/cm	90"/228 cm
Height in/cm	50"/127 cm
Weight (empty)	2,200 lbs/ 998 kg
Weight (full)	11,400 lbs/5170 kg
Water Capacity (gal/liters)	1150 gal/4353 L
Seats	9
Depth in/cm	47"/119 cm
Illuminated Drink Holders	2
Grab Bar	1
Steel Substructure	Yes
Northern Exposure® Insulation	Yes
Prog. Filter Cycles	Yes
3.5" Underwater Light	Yes
LED Illuminated swim lane	Yes
Pump 1	3.0Hp/6.0bHp 2Sp
Pump 2	3.0Hp/6.0bHp 2Sp
Pump 3 (MB4 only)	3.0Hp/6.0bHp 2Sp
Elct Req.	240V/40A/60A
Export	230V, 50 Hz, 1x40A
Head Cushions	2
Digital Color Optics	Yes
Status Indicator Light	Yes
Turbo Swim Jets / RB4	4
MAAXForce Swim Jets / MB4	2
Hydrotherapy Jets	19
Aurora Cascade Jets	6
Stainless Steel Jets	Yes
Wifi Connectivity	Yes

Options

- Bluetooth Music System
- CleanZone™
- CleanZone™ Ultra (Dual Sanitization System)
- Exercise Kit
- Exercise Kit with Oars
- Swim Tether



MB4 Shown



SAHARA



SILVER MARBLE



MOCHA




GRAY



PECAN

RB4 SIDING
COLORS



MODERN
MOCHA



RESORT
GRAY



PECAN
RIDGE

MB4 SIDING
COLORS

Note: Specifications are subject to change without prior notice. See retailer for current specifications.

DM8

Length in/cm 218"/553 cm
Width in/cm 90"/229 cm
Height in/cm 53"/135 cm
Weight (empty) 3,000 lbs/1361 kg
Weight (full) 19,574 lbs/8879 kg
Water Capacity (gal/liters)

swim end 1615 gal/6113 L
spa end 375 gal/1420 L


Swim Seating 3
Spa Seating 5
Depth in/cm 48"/122 cm
Illuminated Drink Holders 1
Grab Bar 1
Steel Substructure Yes
Northern Exposure® Insulation Yes
Prog. Filter Cycles Yes
3.5" Underwater Light Yes
LED Illuminated swim lane Yes
Pump 1 3.0Hp/6.0bHp 2Sp
Pump 2 3.0Hp/6.0bHp 2Sp
Pump 3 3.0Hp/6.0bHp 2Sp
Spa Pump 3.0Hp/6.0bHp 2Sp
Elct Req.

swim end 240V/40A/60A
spa end 240V/40A/50A


Export swim end 230V, 50 Hz, 1x40A
Export spa end 230V, 50 Hz, 1x16A
Head Cushions 2
Digital Color Optics Yes
MAAXForce Swim Jets 2
Hydrotherapy Jets 31
Aurora Cascade Jets 4
Stainless Steel Jets Yes
Wifi Connectivity Yes

Options

Bluetooth Music System
CleanZone™ Ultra (Dual Sanitization System)
Exercise Kit
Exercise Kit with Oars
Swim Tether




SILVER MARBLE



MODERN MOCHA



RESORT GRAY



PECAN RIDGE

Note: Product models, features and options are subject to change. See retailer for current specifications.

1969

ORIGIN OF MODERN FIBERGLASS

Begins with the production of snowmobile shrouds and swimming pools



1987

MAAX IS BORN

Listing on Montreal Stock Exchange
The name MAAX is coined



2001

MAAX SPAS

First Appliance Grade hot tubs with steel frames manufactured



2008

MAAX ACQUIRED BY BROOKFIELD

Becomes part of the largest company in the world involved in the manufacturing of spas



Brookfield

2015

CONTINUED GROWTH

MAAX Spas grows to become the 3rd largest hot tub manufacturer in the world



2017

MAAX MERGES WITH AMERICAN BATH GROUP

Creating one of the largest synergies between bath and spas in North America.



1973

BATH PRODUCTION BEGINS

Production of progressive fiberglass bath tubs and showers begins



1997

MAAX ENTERS SPA CATEGORY

Acquisition of 15yr. old Coleman Spas
Acquisition of 23yr. old California Cooperage



2007

MAAX COMPANY

MAAX Inc. ranks among the five largest firms in North America
24 plants and independent distribution centers
2,900 employees



2009-14

ACQUISITION

MAAX Spas acquires Vita Spa and L.A. Spas



2016

NORTHERN EXPOSURE®

Another innovation from MAAX Spas, Northern Exposure® featuring  a breakthrough in hot tub insulation.



2018

AMERICAN WHIRLPOOL®

MAAX Spas launches the AMERICAN WHIRLPOOL brand, a new line of innovative hot tubs.